

TELANGANA TRIBAL WELFARE RESIDENTIAL DEGREE COLLEGE FOR WOMEN,  
THANGALAPALLY, RAJANNA SIRICILLA

**Bathukamma Day celebrations**

**17-09-2023**

As a part of as a part of part of creative club activity ttwrdc women Rajanna sircilla celebrated bathukamma festival, and that occasion students prepared bathukamma by using different materials like vegetables leaves and their and their creativity resemblance resembles Atif nature. By encouraging like this student will get the knowledge to make different types of bathukamma not only by using flowers given also the use local material to make bathukamma



**Date: 10-08-2023**

As a part of creative club activity ttwrdc women Rajanna sircilla encouraged students to make jewellery by using available stationery items. By this activity student will get the knowledge about how to make the jewellery in this in this activity immediately finally students were has been has participated



**Student Activities**

**Date:21-08 2023**

Students students made wall hangers by using different craft papers for this item the used different types of materials like craft papers woolen threads





### **Student Activities**

**DATE:12-08-2023**

As a part of creative club activity ttwrdc women Rajanna sircilla took initiation towards to make Rakhi on the occasion of raksha Bandhan. For this they used different types of woolen threads and also they made stars to buy the rakhi. By doing this activity student will get the self employee skills.



In this activity mbzc 3rd year students as well as BA 3rd year students where activity participated



**STUDENT ACTIVITY**

**DATE:04-06-2023**

As a part of creative club activity TTWRDC women Rajanna sircilla encouraged students to make wall hangers motivational quotes for this they used cotton boxes as a material



**Activity : eco friendly Ganesh statues preparation**

**Date of the activity:2-10-2022**

**Prepared by: B.pravalika MBZC III year**

As a part of creative club activity ttdc women Rajanna sircilla encouraged students to make eco-friendly sculptures of lord Vinayaka on the occasion of Vinayaka chaturthi .in this Making of sculptures miss pravallika from mbzc sculpturedlord Vinayaka using clay as a materiay





**Activity :**

**Date of the activity:5-09-2022**

**Prepared by: B.ramya B.A 2<sup>nd</sup> year**

As a part of creative club activity B.A first year students Ramya prepared Greeting cards on the occasion of Teachers Day





**Activity :7**

**Date of the activity:3-08-2022**

**Prepared by: B.A 3<sup>rd</sup> year & Mbzc 3<sup>rd</sup> year**

On\_the\_occasion\_of Bathukamma celebrations students prepared eco-friendly models of bathukamma for this they used different types of craft papers foraking of Bathukamma



**Activity :8**

**Date of the activity:02-02-2022**

**Prepared by: B.A 3<sup>rd</sup> year & Mbzc 3<sup>rd</sup> year**

As a part of Creative club activity students prepared  
Wall hanging by using craft papers

For this they used different craft papers and made into different shapes of flowers





**Activity :10**

**Date of the activity:15-09-2021**

**Student Name:B. Jainu**

AS a part of creative club activity students participated in Hair style competition . No of students are enthusiastically shown their talent by the participation



**Activity :11**

**Date of the activity:15/11/2020**

**Student Name:L.Shirisha**

L.Shirisha From Mbzc III year created a stunning dress made of paper This beautiful frock includes the usage of finest stoyand embedded with rose made of paper



**Activity :12**

**Date of the activity:11/10/2020**

**Student Name:K.Harika**

K.Harika creatively made a trendy dress made from disposable sal leaves cups which are eco-friendly easy to handle funny and elegant



**Activity: 15**

**Flower bouquet making**

**Date of the activity: 27/12/2019**

**Student Name: Nishitha & Swarnamala from MPCs 1st year**

as the part of creative club activity how a student book your show mpcs second year prepared flower bouquet by using newspaper and colour papers sheet decorated flower bouquet with colour papers it was very attractive and useful

**materials used for this craft**

1. colour papers
2. newspapers
3. Gum bottle



## Activity 1: Kitchen spices box making

Date of the activity: 09-10-2019

Prepared by: B.Revathi- MPCs -2<sup>nd</sup> year

In the part of creative club our student B.Revathi from MPCs second year prepared kitchen box by using colour papers and cardboard.

She prepared flowers by using colour papers and pasted them on the cardboard by cutting into the kitchen box shape.

### Materials used for this craft

1. colour papers
2. cardboard
3. Threads
4. Threads
5. Newspapers
6. Gum bottle



Activity :16

**Date of the activity:20/11/2020**

**Student Name:B.Varsha**

Craft is made by b Varsha from mpcs 2nd year this involves making a flower pot using paper as paper is in expensive and readily available more she made flowers flowers using paper which eco-friendly nature




**Activity :17**

**Date of the activity:22/11/2020**

**Student Name:M.Akhila**

This craft is made by m akhila mpcs 3rd year this craft is nothing but paper crafting it is making of craft using paper as paper is relatively in expensive readily available and easy to work the craft Here is wall hanging






**Activity :18**

**Date of the activity:23/11/2020**

**Student Name:M.Akhila**

This craft is made by m akhila mpcs 3rd year it is made with colour paper which cost about 20 only this craft will user for as wall hanging for decoration purpose




**Activity :19**

**Date of the activity:6/12/2020**

**Student Name: M.Mamatha**

This craft is made by m Mamatha mpcs 2nd year which is made with paper pearls small sticks this craft is used as wall hanging



**Activity :20**

**Date of the activity:10/12/2020**

**Student Name:M.Mamatha**

This craft is made by m Mamatha mpcs 2nd year which is made with pearls papers this craft is used as a wall Hanging






**Activity :21**

**Date of the activity:4/3/2021**

**Student Name: M.Mamatha**

This craft is made by a Mamatha mpcs 3rd year this craft is used as wall hanging



**Activity :22**

**Date of the activity:15/9/2021**

**Student Name:B.Susheela**


This craft air made by b Sushila MPCs 3rd year which is made with paper colour pearls chumkeys stones etc this craft is used as wall hanging paper

**Activity :23**

**Date of the activity:15/9/2021**

**student Name:B.Shuseela**






**Activity :24**

**Date of the activity:25/11/2022**

**Student Name:B .Ramya**

As a Part of creative club activity BA 2nd year students prepared greeting cards on the occasion of Indian constitution day in this activity be Ramya and remaining students are also participated



**Activity :25**

**Date of the activity:08-11-2020**

**Prepared by:B.Lalitha- MPCs 3<sup>RD</sup> year**

**Date : 23/29/2022**



As part of creative club activity we are conducted paper models for bathukamma celebration gace competition for best bathukamma model prepare by paper in this activity students wereactivity participated and their learn how to create models by using differ patterns of paper folding in this activity all students were activity participated



**Activity :26**

**Date of the activity:08-11-2020**

**Prepared by:B.Lalitha- MPCs 3<sup>RD</sup> year**

**Date :26/08/2022**

As a part of creative club activity we conducted on workshop by the premlal sir from Delhi he is working in art and craft training centre Badlapur he explained about different activities of craft and how to use the craft paper for making of different flower for this workshop all students we are activity participated they learn how to create different crafts

Date:8/3/2022

This craft is prepared by Mpcs 3rd year students which is made with pearls and papers

"Women are the real architects of  
-the Society".

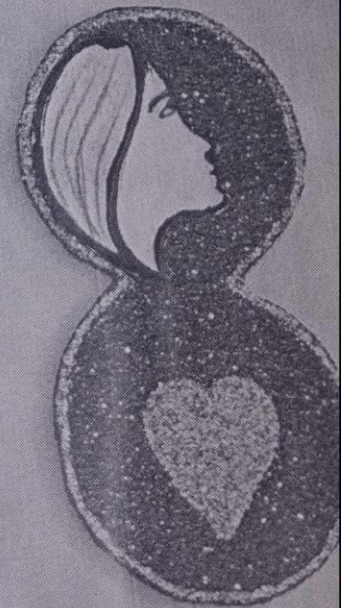
"Where there is a woman there is Magic".

"The beauty of a woman is not a facial  
mode but the true beauty in a woman is  
reflected in her soul."

## "WOMAN"

- W - Wheel of family.
- O - Ocean of knowledge
- M - Mirror of children
- A - Address of love
- N - Navigator of life boat.....

## MARCH



Activity :28

Date of the activity:08-11-2020

Prepared by:B.Lalitha- MPCs 3<sup>RD</sup> year

Date:8/3/2022

This craft made by Mpcs students which is made with paper on the occasion occurrence of international women's Day

#### **materials used for the craft**

1. colour threads
2. white pearls
3. Newspapers
4. Gum bottle

### **Activity Kitchen spices box making**

**Date of the activity:** 09-10-2019

Prepared by: B.Revathi- MPCs -2<sup>nd</sup> year

In the part of creative club our student B.Revathi from MPCs second year prepared kitchen box by using colour papers and cardboard.

She prepared flowers by using colour papers and pasted them on the cardboard by cutting into the kitchen box shape.

#### **Materials used for this craft**

1. colour papers
2. cardboard
3. Threads
4. Threads
5. Newspapers
6. Gum bottle





## **2. Activity: Jeweller box by using**

**Date of the activity:20-10-2019**

**Prepared by: B.Mamatha- MPCs -2<sup>nd</sup> year**

As in the part of creative club activity B.Mamatha from mpcs second year created a jewellery box by using ice cream sticks and colour threads.

she prepared flowers by using colour threads and pasted them on to the box which was prepared by ice cream sticks. it was very attractive and useful.

### **Materials used for the craft**

1. ice cream sticks
2. colour threads
3. gum bottle



**Activity :31**

**Flower bouquet making**

**Date of the activity: 16-12-2020**

**Prepared by: B. Varsha – MPCs -2<sup>nd</sup> year**

as the part of creative club activity how a student book your show mpcs second year prepared flower bouquet by using newspaper and colour papers sheet decorated flower bouquet with colour papers it was very attractive and useful

**materials used for this craft**

1. colour papers
2. newspapers
3. Gum bottle

**Activity :32**

**Date of the activity : 27-12-2020**

**Prepared by : Nishitha & Swarnamala -MPC- 1<sup>st</sup> year**

As the part of creative club ,our students Nishitha and Swarnamala from MPC -1<sup>ST</sup> year prepared flower bouquet by using A4 sheet papers ,the item made by the students is very beautiful , attractive and also useful...

**Material used for this craft**

- 1.A4 sheet papers
- 2.Gum
- 3.colours



Date :16/12/2020

Day: Monday


In the part of creative club our student b.varsha from Mpcs 2 nd year flower bouquet by using news paper& colour paper she prepared flower by using colour papers



Date: 09/12/2019

Day: Monday

In the part of creative club our student b.lalitha from mpcs 2nd year creativity papers & waste card board she also prepared by cycle by using only news paper




Date:25/11/2019

Day: Wednesday

In the part of creative club our student b.mamatha from mpcs 2nd year creativity prepared male-up box by using colour paper threads card board she prepared flowers by using colour thread & paste into the make up box to look attractive





Date:5/11/2019

In the part of creative club our student Bhargavi from mpcs 1st year prepared paper flower bucket by using colour thread & news paper, white stones



Date:20/10/2019

Day: Wednesday

In the part of creative club our b.mamatha from mpcs 2nd year prepared ear top box by using icecream sticks she prepared flowers by using thread & pasted into ear top box to look attractive



